

**Oxford Humanities**

**Operation & Maintenance Manual**

---

**250 - FIXED EQUIPMENT BARS**

Document No. : 4334-14-OM-0001  
Revision : B  
Date of Issue : 28/10/2025  
Project Code : 4334

## Contents

1. Document Control .....	3
1.1. Identification .....	3
1.2. Document History .....	3
1.3. Contact Details .....	3
1.4. Warranty .....	4
1.5. Copyright .....	4
2. How To Use This Manual .....	5
3. General .....	6
3.1. List of Drawings .....	6
3.2. Care When Using .....	6
4. Fixed Equipment Bars .....	8
5. Maintenance .....	12
5.1. ML02 Inspection Sheet .....	12
5.2. ML01 Check Sheet .....	13
6. Referenced Drawings .....	14

## 1. Document Control

### 1.1. Identification

Client: Laing O'Rourke

Project Name: Oxford Humanities

J&C Joel Project Reference: 4334

Document Name: Fixed Equipment Bars - Operation & Maintenance Manual

Document Reference: 4334-14-OM-0001

### 1.2. Document History

Rev	Date	Description	Author	Checked
A	13/08/2025	First Issue	JC	SS
B	28/10/2025	Updated as per consultant comments	JC	SS

### 1.3. Contact Details

**J&C Joel Ltd**  
Corporation Mill  
Corporation Street  
Halifax  
HX6 2QQ  
United Kingdom

T: +44 (0) 1422 833835  
E: UKprojects@jcjoel.com

**J&C Joel Middle East**  
Warehouse 12, 598-706,  
Dubai Investment Park 1,  
PO Box 23295  
Dubai  
United Arab Emirates

T: +971 (0) 4 884 7801  
E: InternationalProjects@jcjoel.com

## 1.4. Warranty

Limited warranty is valid for twelve (12) months from the date of practical completion and handover to the client or clients representative (whichever occurs first.)

1. The warranty shall be limited to the free supply of replacement materials and workmanship for the faulty materials or workmanship and shall not cover other damage or defects how so ever caused.
2. It shall be the client's responsibility to notify J&C Joel Ltd for any defects in the machinery and the warranty shall be void if repairs or other works were carried out by third parties.
3. This warranty shall only apply to the areas where J&C Joel Ltd have been applied and completed the works.
4. The supply of replacement materials and workmanship under this warranty shall in no event exceed the quantity specified and supplied and shall only be applied to proven defective areas by checking and tests conducted under the control of the owner, the consultant or its representative and J&C Joel Ltd or its representatives.
5. This warrantee shall be interpreted according to the laws of the United Kingdom.

## 1.5. Copyright

This document contains material that is proprietary to J&C Joel Ltd. This information is provided on the understanding that it is used solely for the purpose of information, installing and maintaining the equipment described, and that it will not be revealed to third parties or otherwise disposed of without the prior written consent of J&C Joel Ltd.

Copyright for all design, software, electronic circuits, drawings and the text of this manual remains with J&C Joel Ltd. This publication or parts thereof may not be reproduced in any form, by any method, for any purpose. Further copies may be obtained from J&C Joel Ltd. on request.

© 2025 J&C Joel Ltd.

## 2. How To Use This Manual

Read the instructions carefully before use and follow them accordingly. Keep this document safe for future reference. Non-observance of these instructions may lead to hazardous situations and / or malfunctions or to failure of the equipment, resulting in damage or injury.

The user is advised not to operate or undertake any work on the system without first reading and understanding the contents of this manual.

All maintenance should be carried out strictly in accordance with the instructions contained in this and the manufacturer's reference manuals attached and undertaken by suitably trained and qualified personnel.

This manual describes the J&C Joel supplied fixed equipment bars within the 250 Seat Theatre in the Oxford Humanities building. Servicing or repairs of main fault conditions is not covered; in such cases please contact J&C Joel immediately.

This document is intended to provide the user with sufficient information to allow maintenance of the equipment described.

If in doubt about anything contained in this manual please contact the Projects Department at J&C Joel Ltd. T: +44 (0)1422 833835 – E: [ukprojects@jcjoel.com](mailto:ukprojects@jcjoel.com)

### 3. General

The fixed equipment bars installed in the 250 Seat Theatre. They are sited above the auditorium and stage. Access to them is via a temporary tower or MEWP (client preference). The fixed equipment bars are intended for general rigging purposes such as for lanterns, speakers or scenery. They are designed to have a maximum load capacity of 0.5kN (50.9kgs) per linear metre.

The fixed equipment bars are 48.3mm O/D CHS attached to the secondary steelwork (by others) via plates fitted with lindapters, drop studs and proprietary clamps. They are designed for vertical loads only.

The upstage fixed equipment bar only has a cantilever that is supported back to the nearest fixed point. This extension is supported by a steel wire rope terminated at the bar and back to the fixed point via a turnbuckle.

#### 3.1. List of Drawings

DRAWING NO.	TITLE
UOONHB-JCJ-T2-ZZ-DR-OT-140007	250 Seat Theatre - Fixed Equipment Bars - General Arrangement - Layout Plan
UOONHB-JCJ-T2-ZZ-DR-OT-140008	250 Seat Theatre - Fixed Equipment Bars - Long Section View
UOONHB-JCJ-T2-ZZ-DR-OT-140009	250 Seat Theatre - Fixed Equipment Bars - Short Section - Upstage Bar
UOONHB-JCJ-T2-ZZ-DR-OT-140010	250 Seat Theatre - Fixed Equipment Bars - Short Section - Middle Stage Bars
UOONHB-JCJ-T2-ZZ-DR-OT-140011	250 Seat Theatre - Fixed Equipment Bars - Short Section View - Downstage Bar
UOONHB-JCJ-T2-ZZ-DR-OT-140012	250 Seat Theatre - Crawlway Fixed Bars - Plan View
UOONHB-JCJ-T2-ZZ-DR-OT-140013	250 Seat Theatre - Crawlway Fixed Bars - Long Section View
UOONHB-JCJ-T2-ZZ-DR-OT-140014	250 Seat Theatre - Crawlway Fixed Bars - Short Section View

#### 3.2. Care When Using

1. It is advised that protective gloves are worn when attaching to or using the fixed equipment bars.
2. Consideration for the use of a bump cap or hard hat is recommended when working around the fixed bars.
3. Extra care should be taken when moving or lifting rigged items during low light levels such as during a theatre set-up.
4. Care should be taken when accessing the fixed equipment bar via temporary tower or MEWP. Only trained and competent persons should do so.
5. It is advised that prior to first use of the fixed equipment bars by new people, training should be offered to ensure they are comfortable and confident in using the points.
6. Care should be taken to load the fixed equipment bar in a controlled manner. They are not designed to take 'drop ball' loads.
7. Extra care should be taken when loading the bars. They are not designed to resist lateral loads, only vertical loads.


8. Regular inspections of the fixed equipment bars, including fixings (at least once every twelve (12) months) should be carried out by trained and competent people. This may need to be more frequent depending on the actual usage of the bars.
9. If there is a material change to the fixed equipment bars, they must be re-load tested by competent people.

## 4. Fixed Equipment Bars

The upstage bar is suspended by steel studs, the cantilever is additionally supported at either end using wire rope and tensioned with a turnbuckle.




The two mid-stage bars fixed under the encased beam. The bars are supported by a piece of fabricated steelwork spanning the beam and then steel studs and Doughty clamps.



Downstage fixed bar with the wool serge demountable proscenium attached to it.



Shown below is one of the bars in-front of the crawlways, both are installed in a similar manner; on studs from plates attached to secondary steelwork.



The two bars are accessed from the crawlways. For details on the use of the crawlways, see the relevant O&M manual. Special care should be taken when mounting equipment from the crawlway, especially in relation to manual handling due to the need to reach out from a restricted position away from the body.

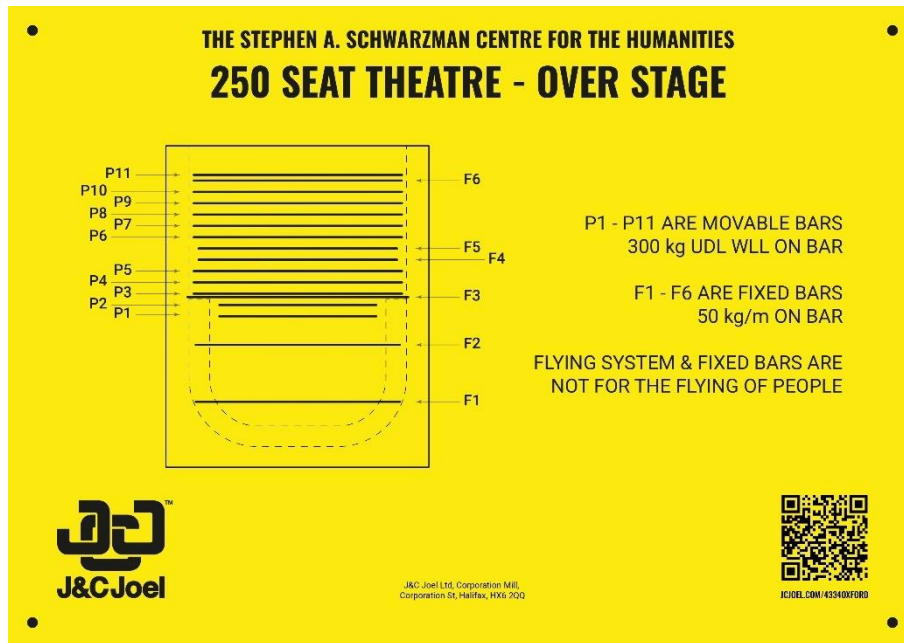


An example of the signage applied to the fixed bars. Each one has the signage applied discretely at either end of the bar.



The general room signage for the 250 Seat Theatre over stage rigging equipment.

This is located in on the rear pass through corridor at balcony level and next to the control plug in point.





## 5.2. ML01 Check Sheet

### Fixed Equipment Bars

		Pass	Fail	Rectified	N/A
<b>1</b>	<b>Appearance</b>				
1.1	Check fixed equipment bars are free from obvious damage, including major finish loss	<input type="checkbox"/>	<input type="checkbox"/>	<input type="checkbox"/>	<input type="checkbox"/>
1.2	Check if parts of the bar are damaged or deformed	<input type="checkbox"/>	<input type="checkbox"/>	<input type="checkbox"/>	<input type="checkbox"/>
1.3	Check proprietary clamp does not show signs of wear or damage	<input type="checkbox"/>	<input type="checkbox"/>	<input type="checkbox"/>	<input type="checkbox"/>
1.4	Check the general paint work and finishes. Re-spray with a proprietary matt black aerosol spray if appropriate (such as Plasti-kote Matt Black Twist & Lock -part number PAT23101 from Flint Hire and Supply)	<input type="checkbox"/>	<input type="checkbox"/>	<input type="checkbox"/>	<input type="checkbox"/>
1.5	Check WLL signage labels are still in place	<input type="checkbox"/>	<input type="checkbox"/>	<input type="checkbox"/>	<input type="checkbox"/>
<b>2</b>	<b>General</b>				
2.1	Check the fixing nuts and washers are tight	<input type="checkbox"/>	<input type="checkbox"/>	<input type="checkbox"/>	<input type="checkbox"/>
2.2	Check for obvious deformity in the connection rods	<input type="checkbox"/>	<input type="checkbox"/>	<input type="checkbox"/>	<input type="checkbox"/>
<b>3</b>	<b>Mechanical</b>				
3.1	(At least once every twelve (12) months,) check the fixings back to the existing steelwork. Are they still correctly tightened?	<input type="checkbox"/>	<input type="checkbox"/>	<input type="checkbox"/>	<input type="checkbox"/>
3.2	Check for no obvious damage or deformity to the bar. Has this been deformed in any way?	<input type="checkbox"/>	<input type="checkbox"/>	<input type="checkbox"/>	<input type="checkbox"/>
3.3	Check that the turnbuckle on the upstage fixed bar has not come loose. Adjust as required.	<input type="checkbox"/>	<input type="checkbox"/>	<input type="checkbox"/>	<input type="checkbox"/>
3.4	Check that tube end caps are fitted. Replace as required.	<input type="checkbox"/>	<input type="checkbox"/>	<input type="checkbox"/>	<input type="checkbox"/>

## **6. Referenced Drawings**

Drawings are shown on the subsequent pages.

# Layout Plan

Fixed equipment bar mounted to the underside of the technical gallery -typ.of 2 (RAL 7030)

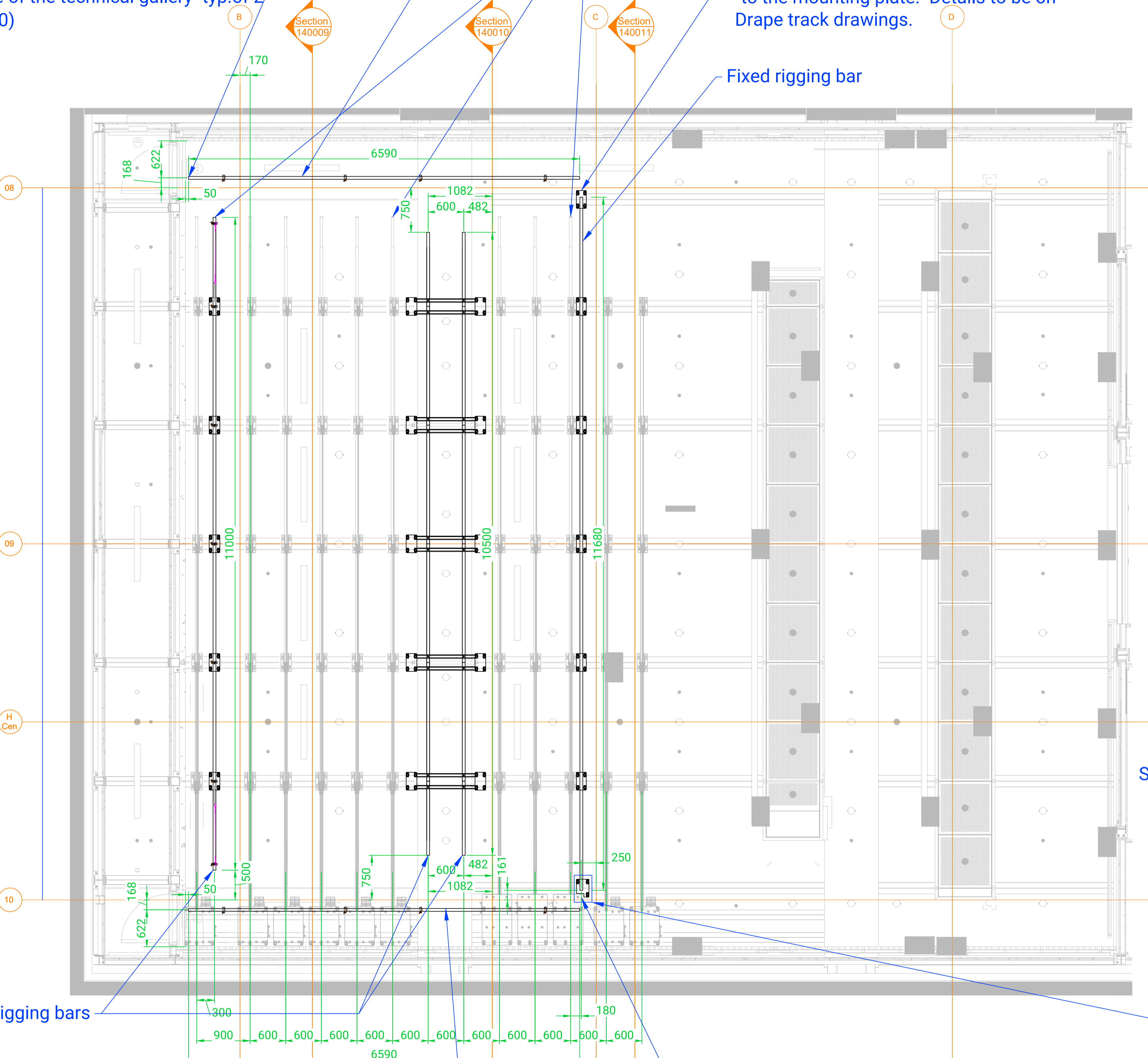
Fixed bar position as per UOONHB-CBL-T2-BM-DR-OT-1121\_P01

11 nos. Ladder Flybars with Pilewinds shaded as grey. Details are shown in separate set of drawings.

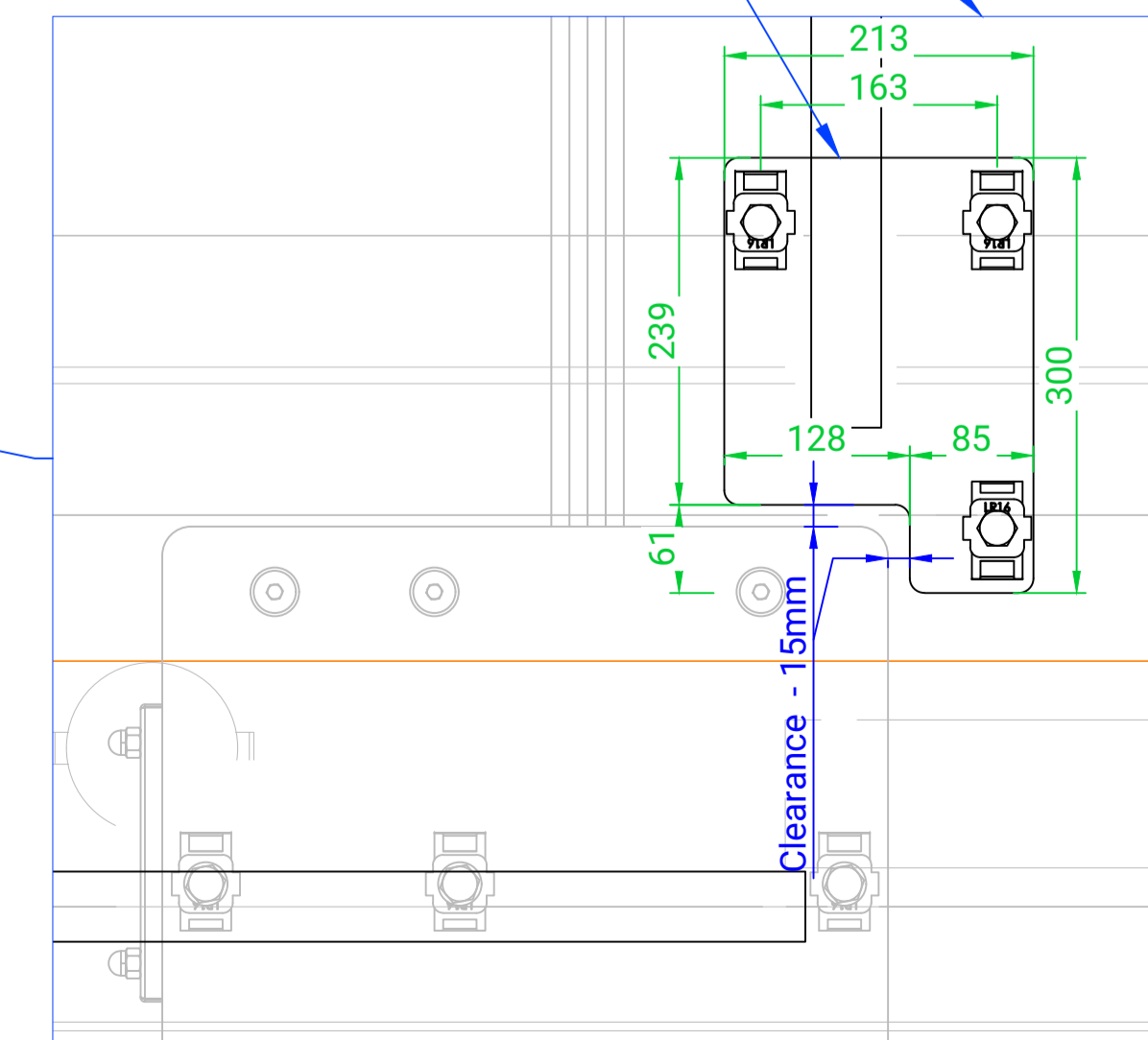
One end of the drape track will attach to the mounting plate. Details to be on Drape track drawings.

Fixed rigging bar

One end of the drape track will attach to the mounting plate. Details to be on Drape track drawings.



LR type Lindapter  
S275JR plate 12 mm thick



Scale 1:40

Fixed bar position as per UOONHB-CBL-T2-BM-DR-OT-1121\_P01

Scale 1:5

This drawing is the property of J&C Joel Limited and associated companies. It must not be copied or the contents divulged to any third party without prior written consent.

REVISIONS			
REV.	BY	DESCRIPTION	DATE
P01	PT	FIRST ISSUE	06/02/2024
P02	PT	RESPONSE TO CONSULTANT COMMENTS	14/03/2024
C01	SH	CONSTRUCTION ISSUE	24/05/2024
C02	SH	For Record	28/04/2025

Notes:

To be read in conjunction with;  
UOONHB-JCJ-T2-ZZ-DR-OT-140008  
UOONHB-JCJ-T2-ZZ-DR-OT-140009  
UOONHB-JCJ-T2-ZZ-DR-OT-140010  
UOONHB-JCJ-T2-ZZ-DR-OT-140011  
UOONHB-JCJ-T2-ZZ-DR-OT-140012

Equipments set out in room as per ;  
UOONHB-CBL-T2-BM-DR-OT-1121\_P01

All Fixed Equipment bars and supports above timber wall linings are to be powder coated RAL 9005 unless otherwise stated;  
- The rope and turnbuckle to be self colour silver

Fixed Equipment bars under the technical gallery are to be powdered coated RAL 7030 unless otherwise stated;  
- TRA14 twist knob to be manufacturers black standard plastic.

Fasteners to be self colour BZP.

Status:

A -  B -  C -

All dimensions in mm unless otherwise stated. Do not scale.

DRAWN:	SH	DATE:	28/04/2025
CHECKED:	JC	DATE:	28/04/2025
APPROVED:	OS	DATE:	28/04/2025
SCALE:	ON SHEET	PAPER SIZE:	A1

**J&C Joel**  
Inspiration in every performance

PROJECT	4334 - Oxford Humanities
JCJ NO.	4334-GA-14-0007
DRG NO.	UOONHB-JCJ-T2-04-DR-OT-140007
TITLE	250 Seat Theatre Fixed Equipment Bars General Arrangement Layout Plan

PURPOSE A5 - Accepted as Suitable for Record

REV C02

# Long section View

Drawing reference ; U00NHB-HAL-T2-ZZ-DR-A-ST-200\_P01

This drawing is the property of J&C Joel Limited and associated companies. It must not be copied or the contents divulged to any third party without prior written consent.

REVISIONS			
REV.	BY	DESCRIPTION	DATE
P01	PT	FIRST ISSUE	06/02/2024
P02	PT	RESPONSE TO CONSULTANT COMMENTS	14/03/2024
P03	SH	RESPONSE TO CONSULTANT COMMENTS	24/05/2024
P04	SH	RESPONSE TO CONSULTANT COMMENTS	08/07/2024
C02	SH	For Record	28/04/2025

Notes:

To be read in conjunction with;  
 U00NHB-JCJ-T2-ZZ-DR-OT-140007  
 U00NHB-JCJ-T2-ZZ-DR-OT-140009  
 U00NHB-JCJ-T2-ZZ-DR-OT-140010  
 U00NHB-JCJ-T2-ZZ-DR-OT-140011  
 U00NHB-JCJ-T2-ZZ-DR-OT-140012

Below Drawings are used as reference;  
 U00NHB-HAL-T2-ZZ-DR-A-ST-200\_P01

Equipments set out in room as per ;  
 U00NHB-CBL-T2-BM-DR-OT-1121\_P01

All Fixed Equipment bars and supports above timber wall linings are to be powder coated RAL 9005 unless otherwise stated;  
 - The rope and turnbuckle to be self colour silver

Fasteners to be self colour BZP.

Status:

A -  B -  C -

All dimensions in mm unless otherwise stated. Do not scale.

DRAWN:	SH	DATE:	28/04/2025
CHECKED:	JC	DATE:	28/04/2025
APPROVED:	OS	DATE:	28/04/2025
SCALE:	ON SHEET	PAPER SIZE:	A1

**J&C Joel**  
 Inspiration in every performance

PROJECT	4334 - Oxford Humanities
JCJ NO.	4334-GA-14-0008
DRG NO.	U00NHB-JCJ-T2-ZZ-DR-OT-140008
TITLE	250 Seat Theatre Fixed Equipment Bars Side Stage Beneath Technical Gallery Long section View
PURPOSE	A5 - Accepted as Suitable for Record

REV	C02

Manual drupe track for upstage masking drapes mounted to the furthest upstage fixed bar

Frame spanning under the bulkhead for mounting the midstage fixed bars

See detail below

All High level Fixed flybar above timber wall linings are to be of RAL 9005

Fixed rigging bar for proscenium. To be mounted directly below the secondary steel beams

Sprinkler pipe to be relocated as it is clashing with fixings

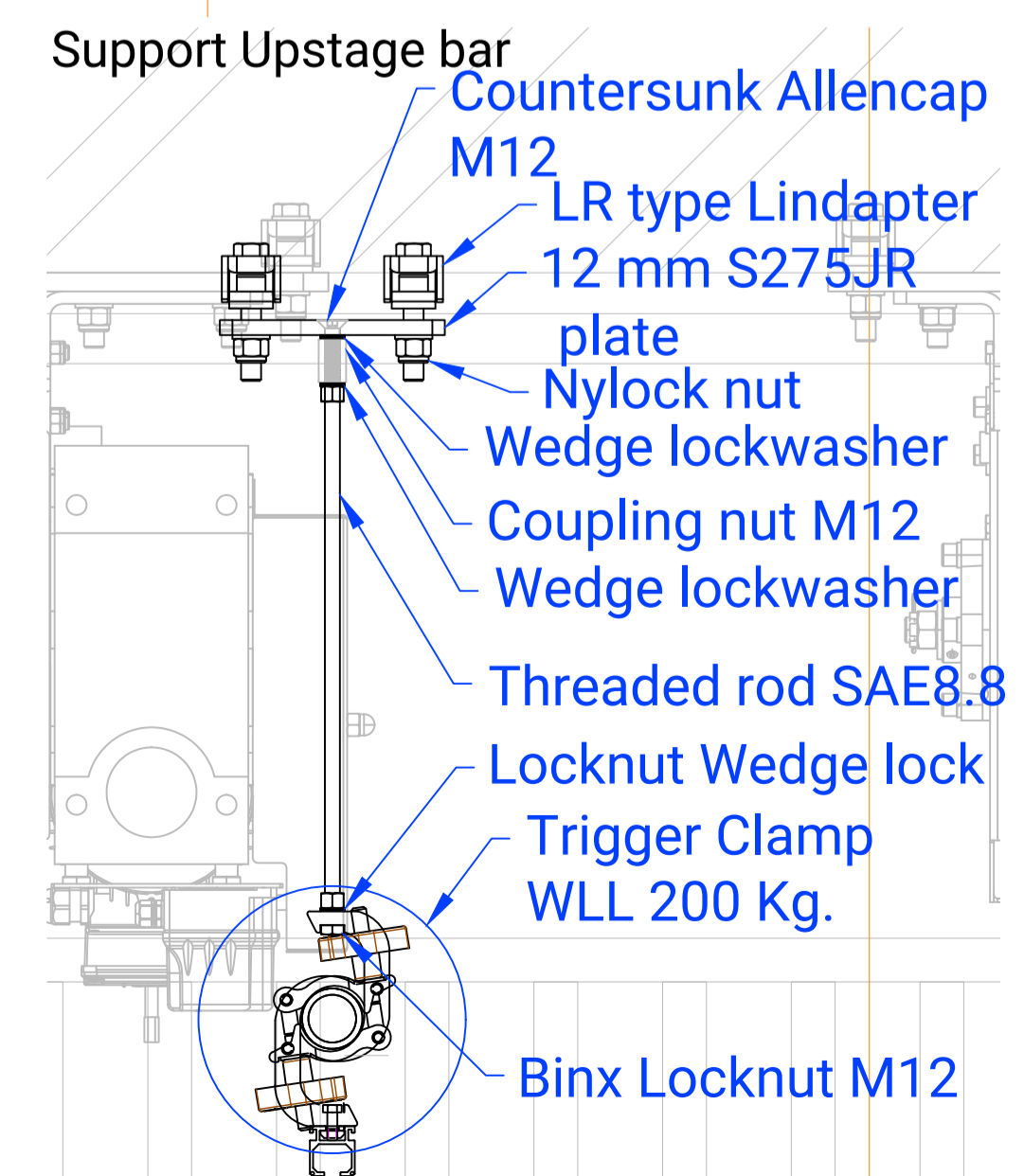
GF5  
61697

B1M  
57528

B1  
54091

Scale 1:30

B1 SLAB  
52761



REVISIONS			
REV.	BY	DESCRIPTION	DATE
P01	PT	FIRST ISSUE	06/02/2024
P02	PT	RESPONSE TO CONSULTANT COMMENTS	14/03/2024
P03	SH	RESPONSE TO CONSULTANT COMMENTS	24/05/2024
C01	SH	RESPONSE TO CONSULTANT COMMENTS	08/07/2024
C02	SH	For Record	28/04/2025

Notes:

To be read in conjunction with;  
 UOONHB-JCJ-T2-ZZ-DR-OT-140007  
 UOONHB-JCJ-T2-ZZ-DR-OT-140008  
 UOONHB-JCJ-T2-ZZ-DR-OT-140010  
 UOONHB-JCJ-T2-ZZ-DR-OT-140011  
 UOONHB-JCJ-T2-ZZ-DR-OT-140012

Equipments set out in room as per ;  
 UOONHB-CBL-T2-BM-DR-OT-1121\_P01

All Fixed Equipment bars and supports above timber wall linings are to be powder coated RAL 9005 unless otherwise stated;  
 - The rope and turnbuckle to be self colour silver

Fasteners to be self colour BZP.

Status:

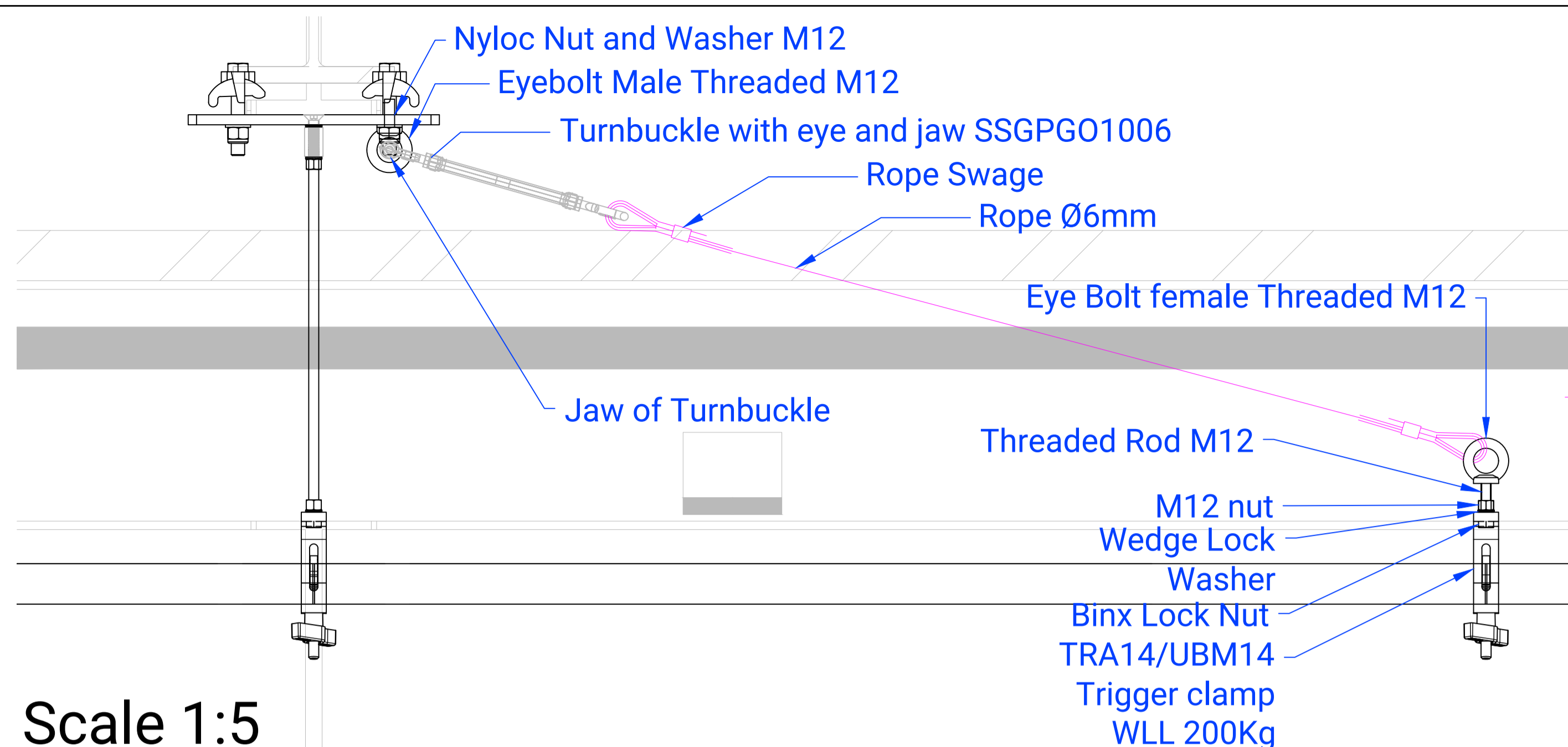
A -  B -  C -

All dimensions in mm unless otherwise stated. Do not scale.

DRAWN:	SH	DATE:	28/04/2025
CHECKED:	JC	DATE:	28/04/2025
APPROVED:	OS	DATE:	28/04/2025
SCALE:	ON SHEET	PAPER SIZE:	A1

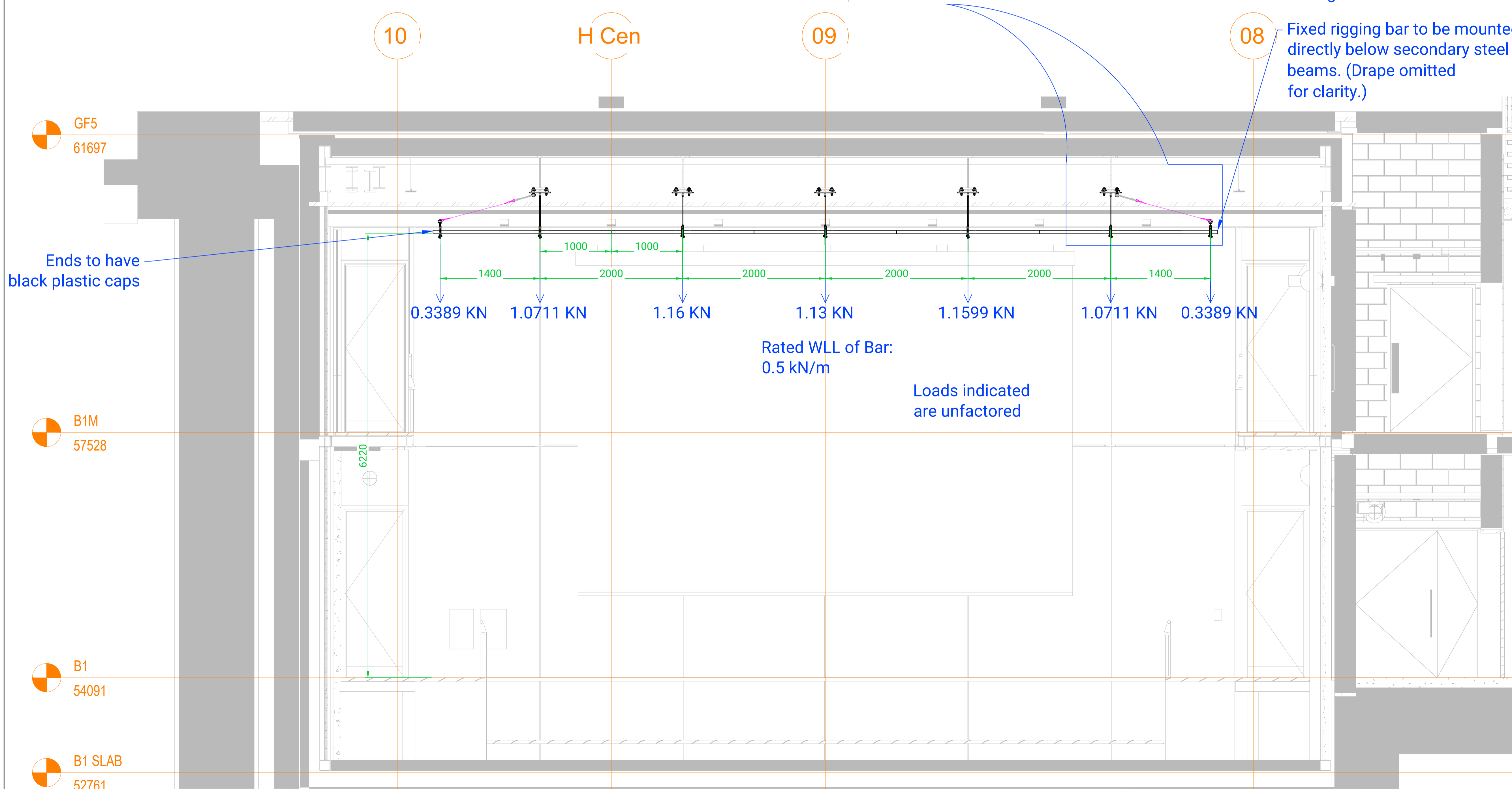
**J&C Joel**  
 Inspiration in every performance

PROJECT	4334 - Oxford Humanities
JCJ NO.	4334-GA-14-0009
DRG NO.	UOONHB-JCJ-T2-ZZ-DR-OT-140009
TITLE	250 Seat Theatre Fixed Equipment Bars Upstage Bar Short Section
PURPOSE	A5 - Accepted as Suitable for Record



Scale 1:5

Upstage bar



10

H Cen

09

08

Fixed rigging bar to be mounted directly below secondary steel beams. (Drape omitted for clarity.)

GF5  
61697

B1M  
57528

B1  
54091

B1 SLAB  
52761

Ends to have black plastic caps

0.3389 KN   1.0711 KN   1.16 KN   1.13 KN   1.1599 KN   1.0711 KN   0.3389 KN

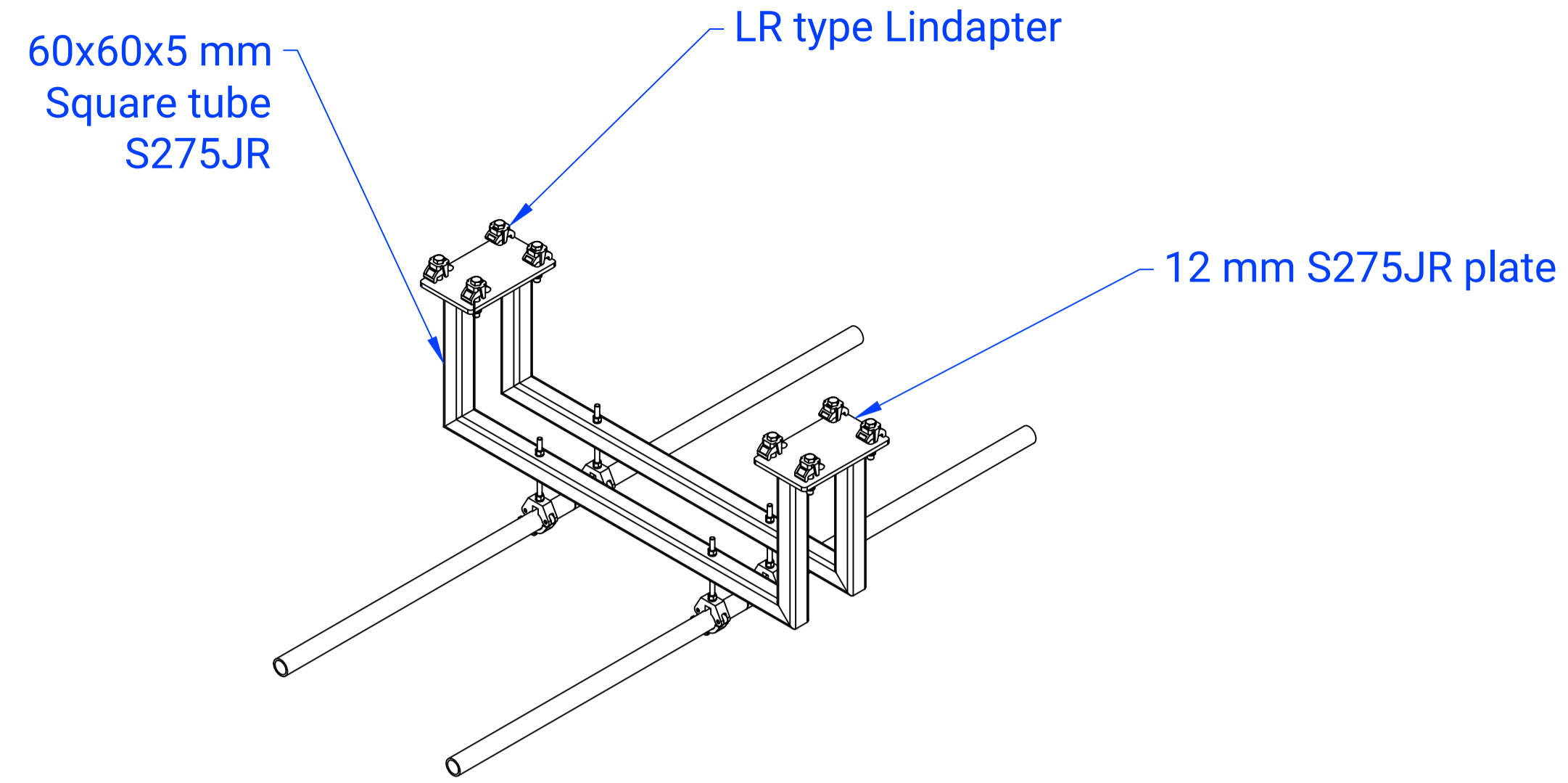
Rated WLL of Bar:  
0.5 kN/m

Loads indicated are unfactored

Scale 1:30

# PLAN

- Square Tube S235JR 60x60x5
- M12 SAE 8.8 Threaded Rod
- Slimline Doughty Clamp WLL 750 Kg
- LR type Lindapter
- S275JR plate 12 mm thick
- Nylock Nut
- Wedge lock washer

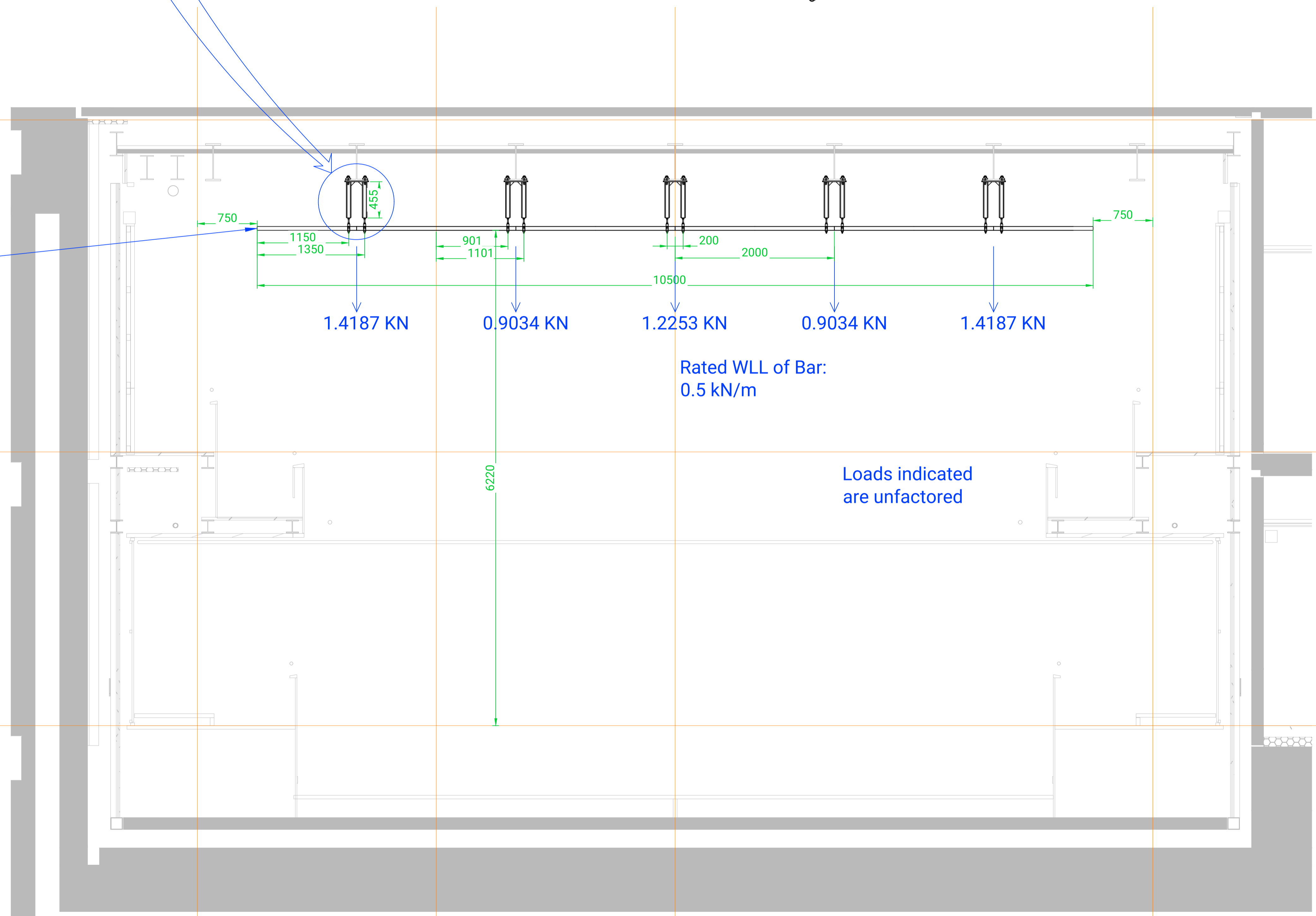


GF5  
61697

Ends to have  
black plastic caps

B1M  
57528

B1  
54091



This drawing is the property of J&C Joel Limited and associated companies. It must not be copied or the contents divulged to any third party without prior written consent.

REVISIONS			
REV.	BY	DESCRIPTION	DATE
P01	PT	FIRST ISSUE	06/02/2024
C01	SH	CONSTRUCTION ISSUE	24/05/2024
C02	SH	For Record	28/04/2025

Notes:

To be read in conjunction with;  
 UOONHB-JCJ-T2-ZZ-DR-OT-140007  
 UOONHB-JCJ-T2-ZZ-DR-OT-140008  
 UOONHB-JCJ-T2-ZZ-DR-OT-140009  
 UOONHB-JCJ-T2-ZZ-DR-OT-140011  
 UOONHB-JCJ-T2-ZZ-DR-OT-140012

Equipments set out in room as per ;  
 UOONHB-CBL-T2-BM-DR-OT-1121\_P01

All Fixed Equipment bars and supports above timber wall linings are to be powder coated RAL 9005 unless otherwise stated;

- The rope and turnbuckle to be self colour silver

Fixed Equipment bars under the technical gallery are to be powdered coated RAL 7030 unless otherwise stated;

- TRA14 twist knob to be manufacturers black standard plastic.

Fasteners to be self colour BZP.

Status:  
 A -  B -  C -

All dimensions in mm unless otherwise stated. Do not scale.

DRAWN:	SH	DATE:	28/04/2025
CHECKED:	JC	DATE:	28/04/2025
APPROVED:	OS	DATE:	28/04/2025
SCALE:	ON SHEET	PAPER SIZE:	A1

**J&C Joel**  
 Inspiration in every performance

PROJECT	4334 - Oxford Humanities
JCJ NO.	4334-GA-14-0010
DRG NO.	UOONHB-JCJ-T2-ZZ-DR-OT-140010
TITLE	250 Seat Theatre Fixed Equipment Bars Middle Stage Bars Short Section
PURPOSE	A5 - Accepted as Suitable for Record
REV	C02

Scale 1:40

# PLAN

This drawing is the property of J&C Joel Limited and associated companies. It must not be copied or the contents divulged to any third party without prior written consent.

### REVISIONS

REV.	BY	DESCRIPTION	DATE
P01	PT	FIRST ISSUE	06/02/2024
P02	PT	RESPONSE TO CONSULTANT COMMENTS	14/03/2024
C01	SH	CONSTRUCTION ISSUE	24/05/2024
C02	SH	For Record	28/04/2025

Notes:  
 To be read in conjunction with;  
 UOONHB-JCJ-T2-ZZ-DR-OT-140007  
 UOONHB-JCJ-T2-ZZ-DR-OT-140008  
 UOONHB-JCJ-T2-ZZ-DR-OT-140009  
 UOONHB-JCJ-T2-ZZ-DR-OT-140010  
 UOONHB-JCJ-T2-ZZ-DR-OT-140012

Equipments set out in room as per ;  
 UOONHB-CBL-T2-BM-DR-OT-1121\_P01

All Fixed Equipment bars and supports above timber wall linings are to be powder coated RAL 9005 unless otherwise stated;  
 - The rope and turnbuckle to be self colour silver

Fixed Equipment bars under the technical gallery are to be powdered coated RAL 7030 unless otherwise stated;  
 - TRA14 twist knob to be manufacturers black standard plastic.

Fasteners to be self colour BZP.

Status:  
 A -  B -  C -

All dimensions in mm unless otherwise stated. Do not scale.

DRAWN:	SH	DATE:	28/04/2025
CHECKED:	JC	DATE:	28/04/2025
APPROVED:	OS	DATE:	28/04/2025
SCALE:	ON SHEET	PAPER SIZE:	A1

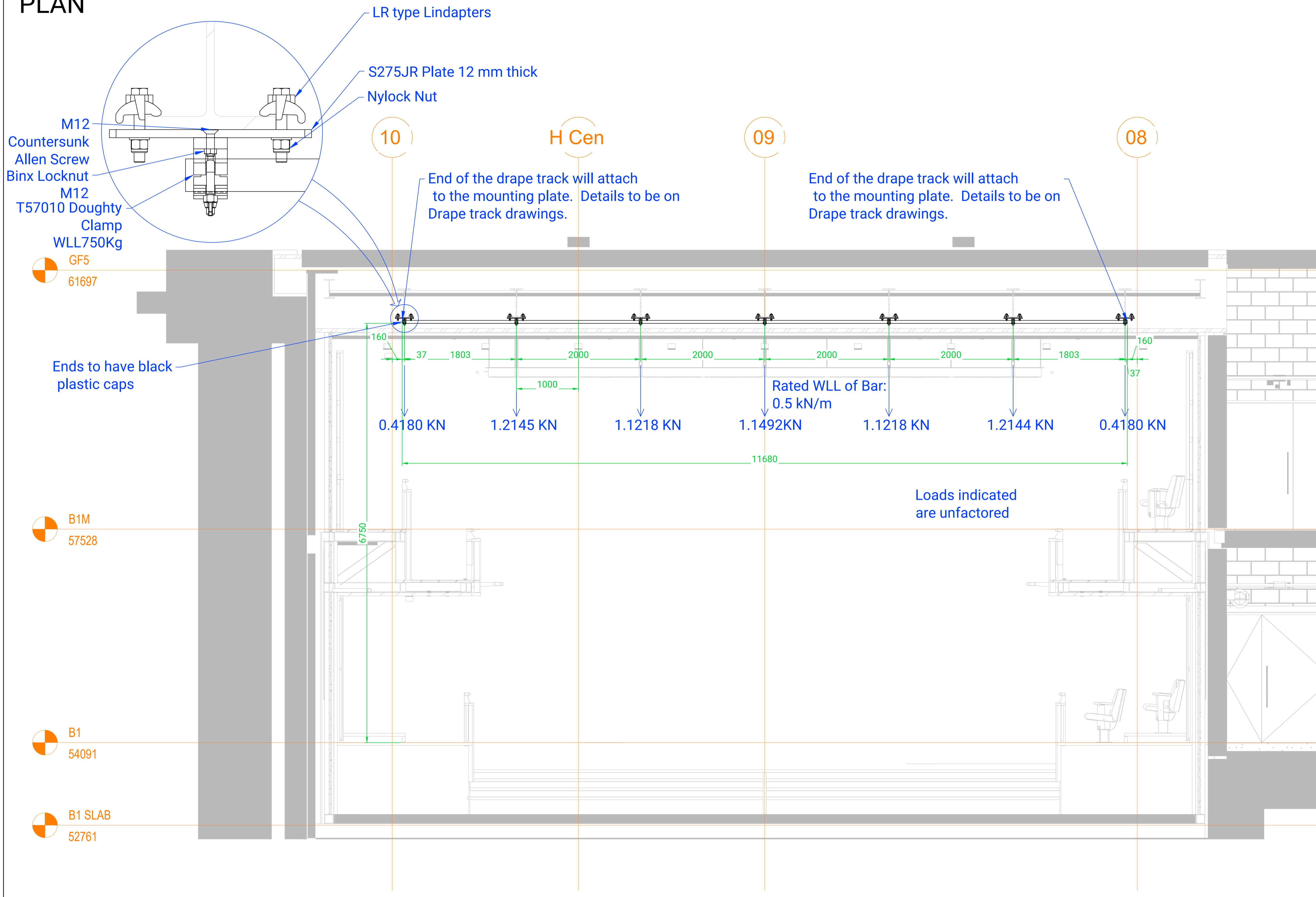
**J&C Joel**  
 Inspiration in every performance

PROJECT	4334 - Oxford Humanities
JCJ NO.	4334-GA-14-0011
DRG NO.	UOONHB-JCJ-T2-ZZ-DR-OT-140011

TITLE  
 250 Seat Theatre  
 Fixed Equipment Bars  
 Downstage 11680 Bar  
 Short Section View

PURPOSE  
 A5 - Accepted as Suitable for Record

C02



Scale 1:30

# 250 - Crawlway Fixed Bars - Plan

This drawing is the property of J&C Joel Limited and associated companies. It must not be copied or the contents divulged to any third party without prior written consent.

REVISIONS			
REV.	BY	DESCRIPTION	DATE
P01	SH	FIRST ISSUE	11/07/2024
P02	SH	UPDATED AS PER SITE SURVEY	19/07/2024
C01	SH	REVISED	11/09/2024
C02	SH	For Record	28/04/2025

**Notes:**

- Drawings to be read in conjunction with;
- UOONHB-JCJ-T2-ZZ-DR-OT-250001
  - UOONHB-JCJ-T2-ZZ-DR-OT-250002
  - UOONHB-JCJ-T2-ZZ-DR-OT-250003

Reference drawing;  
UOONHB-HAL-T2-ZZ-DR-A-ST-200\_P02

Fixings (lindapters, bolts, etc)sprayed black post-installation

**Status:**

A -  B -  C -

All dimensions in mm unless otherwise stated. Do not scale.

DRAWN:	SH	DATE:	28/04/2025
CHECKED:	JC	DATE:	28/04/2025
APPROVED:	OS	DATE:	28/04/2025
SCALE:	ON SHEET	PAPER SIZE:	A1


**J&C Joel**   
Inspiration in every performance

PROJECT	4334 - Oxford Humanities
JCJ NO.	4334-GA-14-0012
DRG NO.	UOONHB-JCJ-T2-ZZ-DR-OT-140012

TITLE	250 Seat Theatre Crawlway Fixed Bars Plan View
-------	--

PURPOSE	A5 - Accepted as Suitable for Record
---------	--------------------------------------

REV	C02



Scale 1:30

# 250 - Crawlway Fixed Bars - Short Sections

This drawing is the property of J&C Joel Limited and associated companies. It must not be copied or the contents divulged to any third party without prior written consent.

REVISIONS

REV.	BY	DESCRIPTION	DATE
P01	SH	FIRST ISSUE	11/07/2024
P02	SH	UPDATED AS PER SITE SURVEY	19/07/2024
C01	SH	REVISED	11/09/2024
C02	SH	REVISED - BAR 2 HEIGHT	03/10/2024
C03	SH	For Record	28/04/2025

Notes:

- Drawings to be read in conjunction with;
- UOONHB-JCJ-T2-ZZ-DR-OT-250001
  - UOONHB-JCJ-T2-ZZ-DR-OT-250002
  - UOONHB-JCJ-T2-ZZ-DR-OT-250003

Reference drawing;  
UOONHB-HAL-T2-ZZ-DR-A-ST-200\_P02

Fixings (lindapters, bolts, etc) sprayed black post-installation

Status:

A -  B -  C -

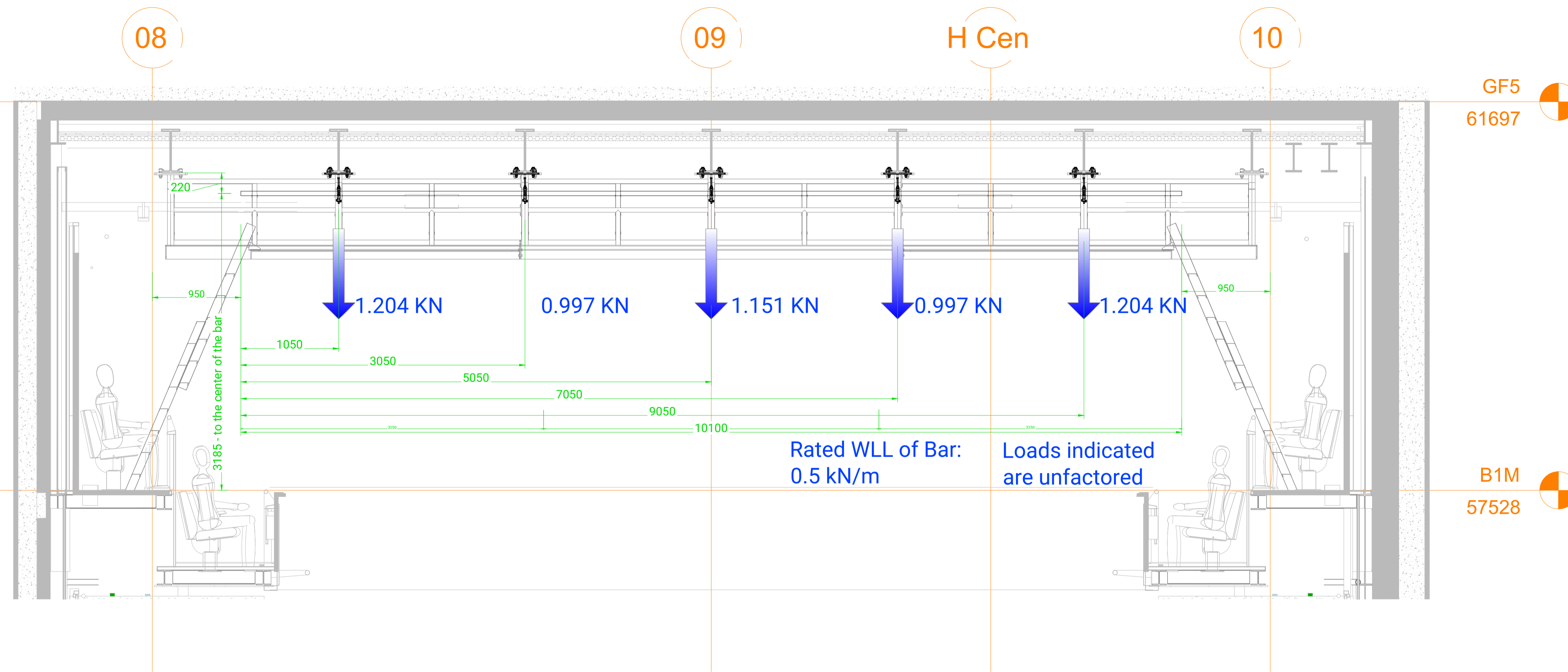
All dimensions in mm unless otherwise stated. Do not scale.

DRAWN:	SH	DATE:	28/04/2025
CHECKED:	JC	DATE:	28/04/2025
APPROVED:	OS	DATE:	28/04/2025
SCALE:	ON SHEET	PAPER SIZE:	A1

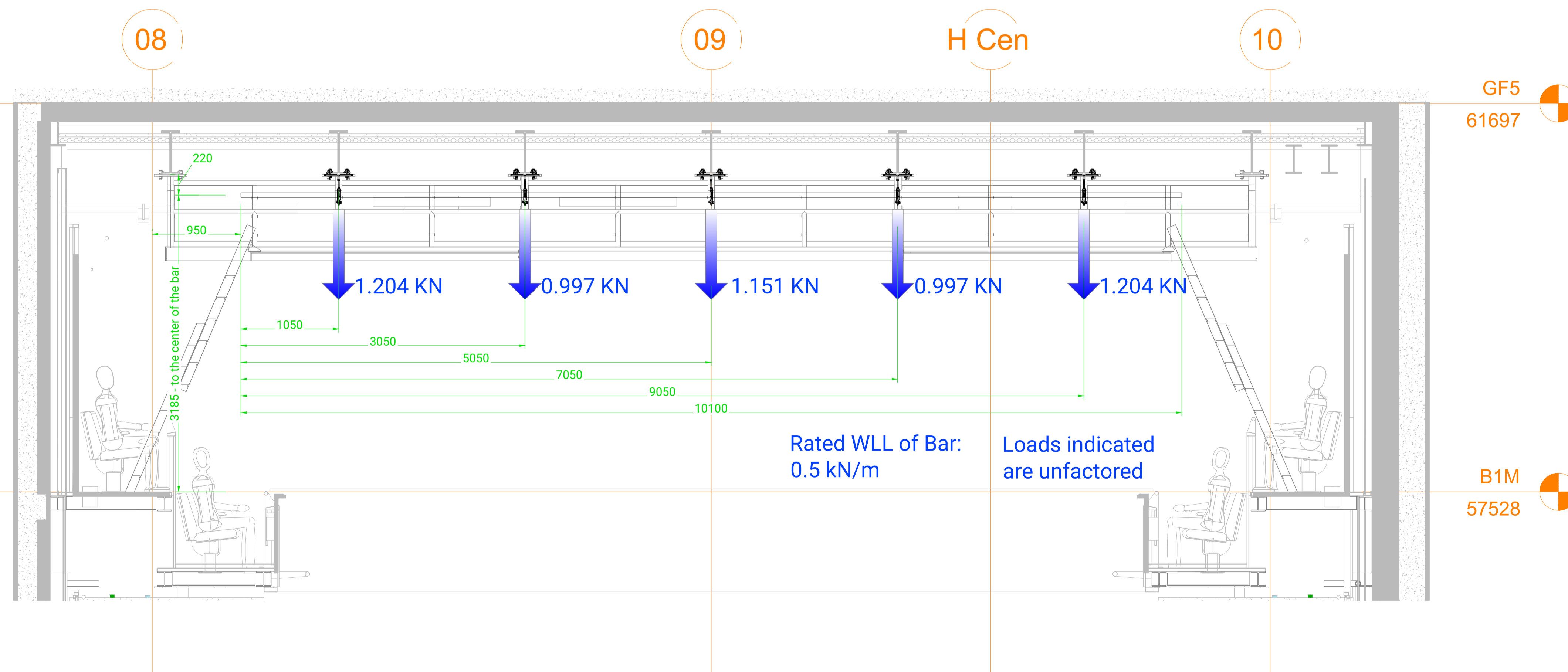
**J&C Joel**  
Inspiration in every performance

PROJECT	4334 - Oxford Humanities
JCJ NO.	4334-GA-14-0014
DRG NO.	UOONHB-JCJ-T2-ZZ-DR-OT-140014
TITLE	250 Seat Theatre Crawlway Fixed Bars Short Section View
PURPOSE	A5 - Accepted as Suitable for Record
REV	C03

Section B  
Scale 1:30



Section A  
Scale 1:30



# 250 - Crawlway Fixed Bars - Long Section

This drawing is the property of J&C Joel Limited and associated companies. It must not be copied or the contents divulged to any third party without prior written consent.

REVISIONS			
REV.	BY	DESCRIPTION	DATE
P01	SH	FIRST ISSUE	11/07/2024
P02	SH	UPDATED AS PER SITE SURVEY	19/07/2024
C01	SH	REVISED	11/09/2024
C02	SH	REVISED - BAR 2 HEIGHT	03/10/2024
C03	SH	For Record	28/04/2025

**Notes:**

- Drawings to be read in conjunction with;
- UOONHB-JCJ-T2-ZZ-DR-OT-250001
  - UOONHB-JCJ-T2-ZZ-DR-OT-250002
  - UOONHB-JCJ-T2-ZZ-DR-OT-250003

Reference drawing;  
UOONHB-HAL-T2-ZZ-DR-A-ST-200\_P02

Fixings (lindapters, bolts, etc) sprayed black post-installation

**Status:**

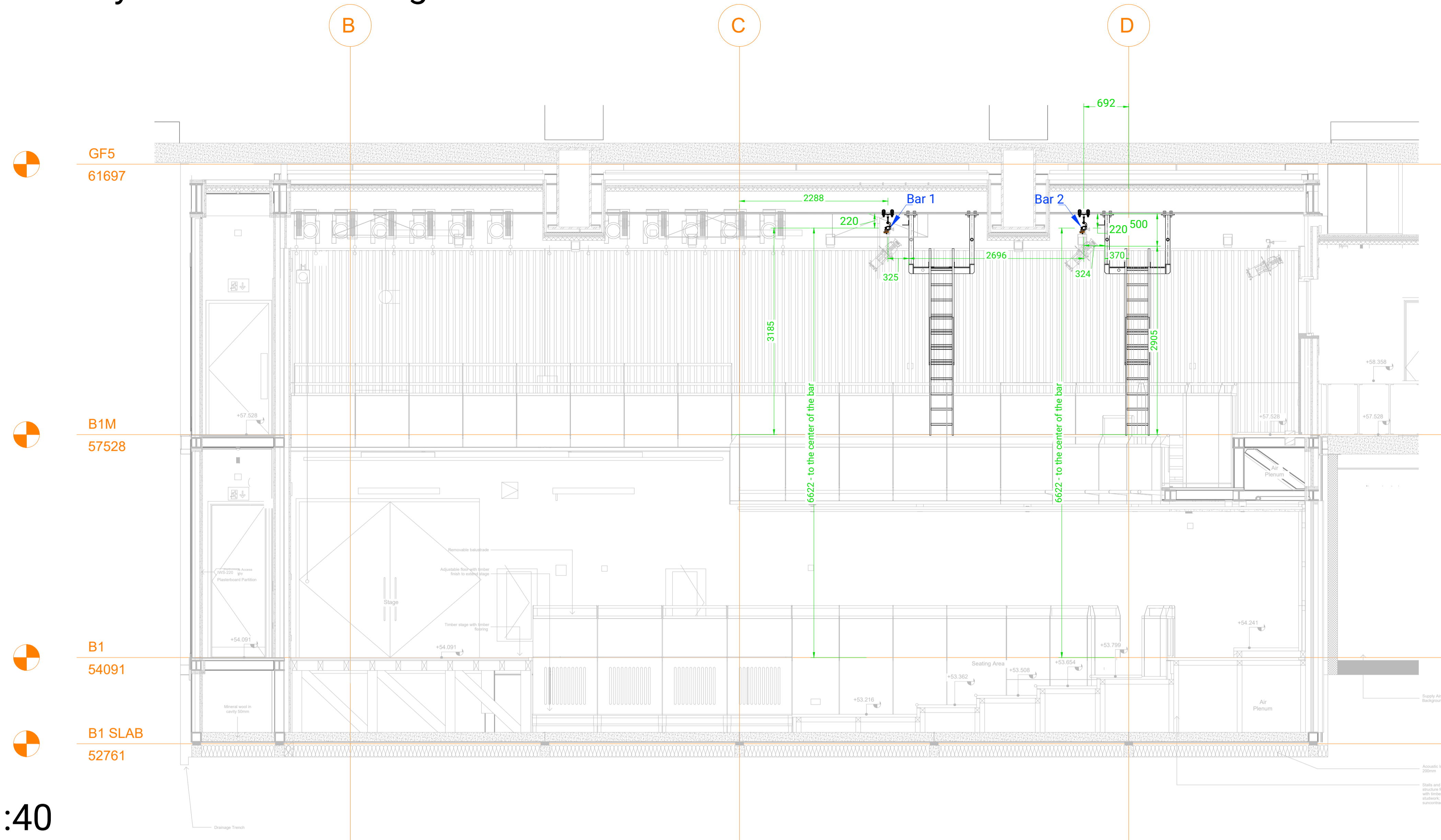
A -  B -  C -

All dimensions in mm unless otherwise stated. Do not scale.

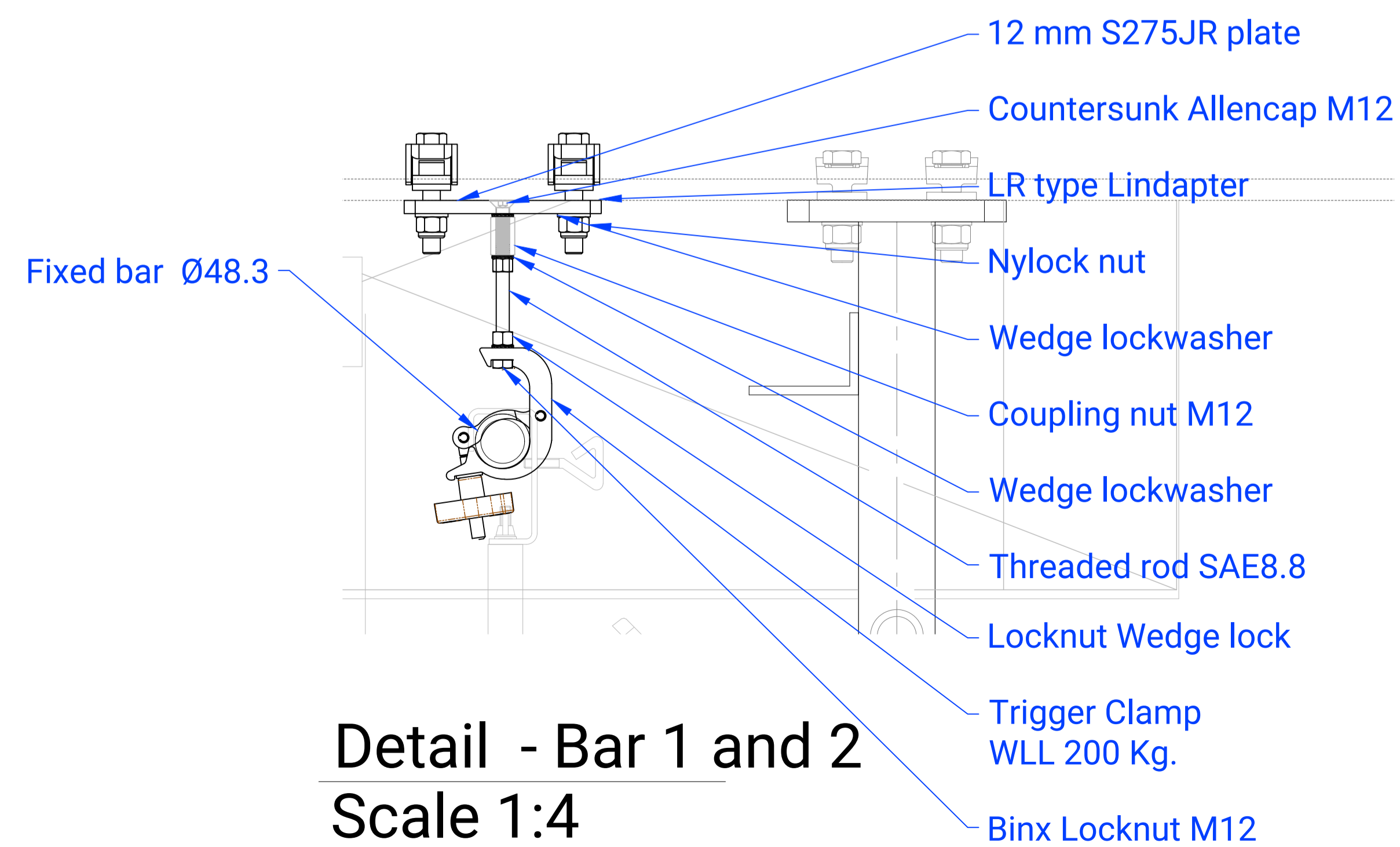
DRAWN:	SH	DATE:	28/04/2025
CHECKED:	JC	DATE:	28/04/2025
APPROVED:	OS	DATE:	28/04/2025
SCALE:	ON SHEET	PAPER SIZE:	A1

**J&C Joel**  
Inspiration in every performance

PROJECT	4334 - Oxford Humanities		
JCJ NO.	4334-GA-14-0013		
DRG NO.	UOONHB-JCJ-T2-ZZ-DR-OT-140013		
TITLE	250 Seat Theatre Crawlway Fixed Bars Long Section View		
PURPOSE	A5 - Accepted as Suitable for Record		
	REV	C03	



Scale 1:40



**Detail - Bar 1 and 2**  
Scale 1:4